

Elingue sangle ronde à 1 brin



Caractéristiques


- Accessoires en grade 10.
- Maille d'accouplement WCL pour la connexion avec les sangles.
- Avec plaquette d'identification.
- Sangles suivant EN 1492-2.
- Longueur sangle standard 1 m.

Options

- Autres longueurs et crochets sur demande


| Type | CMU (kg) | Type élingues rondes | Type gaine de protection | Type anneau supérieur | maille de jonction | Type de crochet | No.article |
|----------------|----------|----------------------|--------------------------|-----------------------|--------------------|-----------------|------------|
| 1SPR-1000KG-1M | 1000 | S5-1.0 | BS-50 | RML-86-G10 | WCL-8-G10 | REH-8-G10 | 2591101 |
| 1SPR-2000KG-1M | 2000 | S5-2.0 | BS-60 | RML-86-G10 | WCL-8-G10 | REH-8-G10 | 2591201 |
| 1SPR-3000KG-1M | 3000 | S5-3.0 | BS-60 | RML-108-G10 | WCL-10-G10 | REH-10-G10 | 2591301 |
| 1SPR-4000KG-1M | 4000 | S5-4.0 | BS-75 | RML1310-G10 | WCL-13-G10 | REH-13-G10 | 2591401 |
| 1SPR-5000KG-1M | 5000 | S5-5.0 | BS-75 | RML1310-G10 | WCL-13-G10 | REH-13-G10 | 2591501 |

Elingue sangle ronde à 2 brins



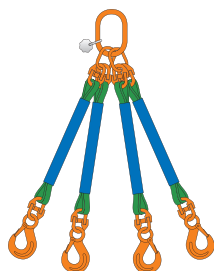
| Type | CMU (kg) | Type élingues rondes | Type gaine de protection | Type anneau supérieur | maille de jonction | Type de crochet | No.article |
|----------------|-----------|----------------------|--------------------------|-----------------------|--------------------|-----------------|------------|
| 2SPR-1000KG-1M | 1400-1000 | S5-1.0 | BS-50 | RML-86-G10 | WCL-8-G10 | REH-8-G10 | 2592101 |
| 2SPR-2000KG-1M | 2800-2000 | S5-2.0 | BS-60 | RML-108-G10 | WCL-8-G10 | REH-8-G10 | 2592201 |
| 2SPR-3000KG-1M | 4200-3000 | S5-3.0 | BS-60 | RML-1310-G10 | WCL-10-G10 | REH-10-G10 | 2592301 |
| 2SPR-4000KG-1M | 5600-4000 | S5-4.0 | BS-75 | RML-1613-G10 | WCL-13-G10 | REH-13-G10 | 2592401 |
| 2SPR-5000KG-1M | 7000-5000 | S5-5.0 | BS-75 | RML-1613-G10 | WCL-13-G10 | REH-13-G10 | 2592501 |

Elingue sangle ronde à 3 brins



| Type | CMU (kg) | Type élingues rondes | Type gaine de protection | Type anneau supérieur | maille de jonction | Type de crochet | No.article |
|----------------|------------|----------------------|--------------------------|-----------------------|--------------------|-----------------|------------|
| 3SPR-1500KG-1M | 2100-1500 | S5-1.0 | BS-50 | RMA-8-G10 | WCL-8-G10 | REH-8-G10 | 2593101 |
| 3SPR-3000KG-1M | 4200-3000 | S5-2.0 | BS-60 | RMA-8-G10 | WCL-8-G10 | REH-8-G10 | 2593201 |
| 3SPR-4500KG-1M | 6300-4500 | S5-3.0 | BS-60 | RMA-10-G10 | WCL-10-G10 | REH-10-G10 | 2593301 |
| 3SPR-6000KG-1M | 8400-6000 | S5-4.0 | BS-75 | RMA-13-G10 | WCL-13-G10 | REH-13-G10 | 2593401 |
| 3SPR-7500KG-1M | 10500-7500 | S5-5.0 | BS-75 | RMA-13-G10 | WCL-13-G10 | REH-13-G10 | 2593501 |

Elingue sangle ronde à 4 brins



| Type | CMU (kg) | Type élingues rondes | Type gaine de protection | Type anneau supérieur | maille de jonction | Type de crochet | No.article |
|----------------|------------|----------------------|--------------------------|-----------------------|--------------------|-----------------|------------|
| 4SPR-1500KG-1M | 2100-1500 | S5-1.0 | BS-50 | RMA-8-G10 | WCL-8-G10 | REH-8-G10 | 2594101 |
| 4SPR-3000KG-1M | 4200-3000 | S5-2.0 | BS-60 | RMA-8-G10 | WCL-8-G10 | REH-8-G10 | 2594201 |
| 4SPR-4500KG-1M | 6300-4500 | S5-3.0 | BS-60 | RMA-10-G10 | WCL-10-G10 | REH-10-G10 | 2594301 |
| 4SPR-6000KG-1M | 8400-6000 | S5-4.0 | BS-75 | RMA-13-G10 | WCL-13-G10 | REH-13-G10 | 2594401 |
| 4SPR-7500KG-1M | 10500-7500 | S5-5.0 | BS-75 | RMA-13-G10 | WCL-13-G10 | REH-13-G10 | 2594501 |